

SYSTRAN Enterprise Server 7

Online Tools User Guide

Table of Contents

Chapter 1: Overview	1
SYSTRAN Enterprise Server 7 Overview	2
SYSTRAN Enterprise Server 7 Components	2
SYSTRAN Translation Server	2
SYSTRAN Application Packs	3
SYSTRAN Training Server.....	3
SYSTRAN Enterprise Server 7 – Comparison of Editions	4
Translation Server.....	4
Training Server.....	7
Application Packs.....	7
Application Packs Plus.....	7
SYSTRAN Enterprise Server 7 Configuration Requirements	7
SYSTRAN Translation Server	7
SYSTRAN Training Server.....	8
Client.....	9
Using the Online Tools User Guide	9
Special Terms Used in this Guide	10
About Language Translation Software	10
SYSTRAN Support	11
Symbols	11
Tips	11
Notes.....	11
Cautions.....	11
Typographic Conventions	11
Menu, Command, and Button Names	11
Filenames and Items You Type.....	11
Manual and Chapter Titles	11
Button and Dialog Box Names	11
Keyboard Shortcuts.....	11
About SYSTRAN	11
Copyright	12
Trademarks	13
Chapter 2: SYSTRAN Enterprise Server 7 Online Tools	14
SYSTRAN Enterprise Server 7 Online Tools	15
Translating Via Web Browser	15
Exploiting SYSTRAN Dictionary Resources	15
Leveraging SYSTRAN Translation Models	15
Understanding Profile-Translation Model Synchronization.....	16
Resynchronizing Profiles.....	16
Logging Into SYSTRAN Enterprise Server 7	16
Self Registration	17
Downloading SYSTRAN Application Packs	18
Using the Translation Tools	19

Translating Input Text	20
Translating Web Pages.....	21
Translating Files.....	23
Translating RSS Feeds	25
Translating Emails and File Attachments	27
Troubleshooting Translation Tools	29
Using the Dictionary Search Tool	29
Using Translation Options.....	30
Creating a Profile	31
Creating a Profile with a Translation Model.....	32
Managing Profiles	33
Using Profiles	34
Using the Feedback Tool	34
Submitting Feedback	34
Reviewing Feedback.....	36
Acting on Feedback	37
Appendices	40
Appendix A: Translation Options, Detailed	41
Resources	41
Domains and Dictionaries	41
Translation Choice Files.....	42
Filter Options	42
Linguistic Options	43
Indicators	45
Appendix B: Language Pairs	46
Appendix C: License Agreement.....	47

Chapter 1: Overview

- SYSTRAN Enterprise Server 7 Overview
- SYSTRAN Enterprise Server 7 Components
 - SYSTRAN Translation Server
 - SYSTRAN Application Packs
 - SYSTRAN Training Server
- SYSTRAN Enterprise Server 7 Product Comparison
- SYSTRAN Enterprise Server 7 Configuration Requirements
 - SYSTRAN Translation Server
 - SYSTRAN Training Server
 - Client
- Using the Online Tools User Guide
- Special Terms Used in this Guide
- About Language Translation Software
- SYSTRAN Support
- Symbols
 - Tips
 - Notes
 - Cautions
- Typographic Conventions
 - Menu, Commands, and Button Names
 - Filenames and Items You Type
 - Manual and Chapter Titles
 - Button and Dialog Box Names
 - Keyboard Shortcuts
- About SYSTRAN
- Copyright
- Trademarks

SYSTRAN Enterprise Server 7 Overview

SYSTRAN Enterprise Server 7 is the only comprehensive solution able to meet the full range of translation needs on an enterprise scale. As the first product powered by SYSTRAN's hybrid machine translation engine, it combines the strengths of rule-based and statistical machine translation. It merges the predictability and language consistency of rule-based MT with the fluency and flexibility of statistical MT. The net result is that SYSTRAN Enterprise Server 7 meets corporate expectations for quality, cost-effectiveness, scalability, and productivity.

SYSTRAN machine translation products are used by hundreds of companies worldwide to meet the growing demand for quick and accurate translations. They translate all types of documents and file formats, support unlimited user access and millions of translations per day.

Easy to deploy on a corporate intranet or extranet, SYSTRAN Enterprise Server 7 increases enterprise collaboration and meets the translation needs of all employees. It seamlessly integrates with any business application and professional workflow to help enterprises handle day-to-day multilingual challenges in content management, eCommerce, customer support, business intelligence, knowledge management, eDiscovery, and all other business practices.

SYSTRAN Enterprise Server 7 helps turn multilingual information into reusable knowledge, a key to succeeding in today's global market.

SYSTRAN Enterprise Server 7 is available in three editions — Workgroup, Standard, and Global — suited for the business needs of small, midsized, and larger platforms.

SYSTRAN's new Hybrid technology is the foundation of SYSTRAN Enterprise Server 7. It combines the best attributes of rule-based and statistical machine translation. SYSTRAN Enterprise Server 7 offers the predictability and language consistency of rule-based MT with the fluency and flexibility of statistical MT. This technologies merger sharply decreases the amount of data required to train the software, and also reduces the size of the statistical models while maintaining high performance. Most of all SYSTRAN Enterprise Server 7 reaches quality levels comparable to human translations.

SYSTRAN Enterprise Server 7 Components

SYSTRAN Enterprise Server 7 has three key components: **SYSTRAN Translation Server**, **SYSTRAN Application Packs**, and **SYSTRAN Training Server**.

SYSTRAN Translation Server

Users of SYSTRAN Translation Server access the product's rich features through *Online Tools*.

Online Tools is a Web-based interface with which users can instantly translate texts, emails, Web pages, RSS feeds, and documents in a wide variety of file formats, while preserving the original document layout in their translations. The product also offers a dictionary lookup tool which provides instant access to alternative meanings of selected terms from both built-in dictionaries and user-defined dictionaries. In addition, users can improve and control

translation quality with 5 built-in dictionaries that cover 20 domains, and user-defined profiles that are made up of unique options which are applied to specific translation tasks.

Corporations can easily add translation functionalities to any enterprise application through the open APIs in SYSTRAN Enterprise Server 7. The Administration tools allow for easy maintenance, activity reporting, and managing user permissions.

SYSTRAN Application Packs

A downloadable client toolsuite, SYSTRAN Application Packs includes both *SYSTRAN User Tools* and *SYSTRAN Expert Tools*.

SYSTRAN User Tools provides desktop users with SYSTRAN Toolbar plugins for Microsoft Office products (Word, Excel, PowerPoint, Outlook), as well as for the Internet Explorer and Firefox web browsers. With these plugins, users can access SYSTRAN Translation Server translation and lookup functions directly from the aforementioned applications.

SYSTRAN Expert Tools includes two customization tools: *SYSTRAN Dictionary Manager* (SDM) and *SYSTRAN Translation Project Manager* (STPM). SDM lets users customize translations by adding their own terminology into the translation process and manage and store their linguistic resources on a centralized server to ensure consistent use of terminology across the enterprise. And STPM is a translation workbench used to create, manage, and post-edit translation projects which interacts with SDM and offers powerful review tools for terminology, analysis, and QA.

SYSTRAN Training Server

SYSTRAN Training Server allows corporate users to independently train SYSTRAN Enterprise Server 7 to any selected domain or business objective and to produce publishable quality translations. Thus, through use of the SYSTRAN Training Server, SYSTRAN Enterprise Server 7 automatically learns from existing and validated translations and updates itself as these translations are reused.

SYSTRAN Training Server consists of (1) *SYSTRAN Corpus Manager*, which helps users acquire, manage and store document sets and language assets, and (2) *SYSTRAN Training Manager*, which lets users select hybrid and/or statistical training tasks, in addition to automatic tools such as Resource Extraction, Dictionary Validation and Document Alignment.

SYSTRAN Enterprise Server 7 – Comparison of Editions

Integrated Modules	Workgroup	Standard	Global
Translation Server	Yes	Yes	Yes
Training Server	No	Optional	Optional
Application Packs	Optional	Included	Included
Application Packs Plus	Optional	Optional	Optional

Translation Server

Usage Limitations	Workgroup	Standard	Global
Internal Corporate Users (inside the firewall)	Yes	Yes	Yes
Non Corporate Users (internet)	No	No	Yes

Translation Engines	Workgroup	Standard	Global
Rule-Based	Yes	Yes	Yes
Hybrid	No	Yes	Yes

Integrated Dictionary Resources	Workgroup	Standard	Global
SYSTRAN Main Dictionaries	Yes	Yes	Yes
SYSTRAN Business Dictionary	Yes	Yes	Yes
5 Specialized SYSTRAN Dictionaries –Business, Colloquial, Industries, Life Sciences, and Sciences - covering 20 domains	Yes	Yes	Yes
Dictionary Search into Larousse Dictionaries for search only (French↔English, German, Italian, Portuguese, Spanish)	Yes	Yes	Yes

Online Tools	Workgroup	Standard	Global
User Limit	100	2,500	Unlimited
Dictionary Lookup (search terms in SYSTRAN Dictionaries and Larousse)	Yes	Yes	Yes
Text Translation (includes enhanced output display)	Yes	Yes	Yes
Web Translation (includes enhanced output display)	Yes	Yes	Yes
File Translation (includes RTF, DOC, DOCX, XLSX, PPTX, PDF, and HTML)	Yes	Yes	Yes
RSS Translation	Yes	Yes	Yes
Email Translation (SMTP Gateway and delivery of translation by email to user inbox)	No	Yes	Yes
Feedback	Yes	Yes	Yes

Customization Options and Limitations	Workgroup	Standard	Global
User Dictionaries	Yes	Yes	Yes
Normalization Dictionaries	Yes	Yes	Yes
Translation Memories	No	Yes	Yes
Translation Models	No	Yes	Yes
Custom Entity Dictionaries	No	No	Yes
SYSTRAN Translation Stylesheet	No	No	Yes

Server Limitations	Workgroup	Standard	Global
Dictionary Administrators	1	5	Unlimited
User Dictionaries and Normalization Dictionaries per Language Pair	1	5	Unlimited
Entries per User / Normalization Dictionary	20,000	20,000	20,000
Translation Memory per Language Pair	NA	1	Unlimited
Entries per Translation Memory	NA	40,000	40,000
Custom Entity Dictionaries	NA	NA	Unlimited
Entries per Custom Entity Dictionary	NA	NA	Unlimited

API	Workgroup	Standard	Global
Translation: HTML, AJAX, SOAP	No	Yes	Yes
Dictionary Lookup: SOAP	No	Yes	Yes
Dictionary Coding: SOAP	No	No	Yes
External format support by SYSTRAN Translation Stylesheet	No	No	Yes
External format support of specific files by Filter Plugin	No	No	Yes

Administration	Workgroup	Standard	Global
User Self-Registration	Yes	Yes	Yes
LDAP Support	No	Yes	Yes
Administration Module	Yes	Yes	Yes
Statistics	Yes	Yes	Yes

Server Configuration	Workgroup	Standard	Global
Total Production Servers	1	2	Unlimited
Multi-Server Installation	No	No	Yes
Advanced Pool Management	No	No	Yes
Cache Management	No	No	Yes

Operating System	Workgroup	Standard	Global
Windows (Translation Server only)	Yes	Yes	Yes
Linux (Translation Server and Training Server)	No	Yes	Yes
Solaris (Translation Server only)	No	No	Yes

Training Server

	Workgroup	Standard	Global
Training Manager	No	Optional	Optional
Corpus Manager	No	Optional	Optional

Application Packs

	Workgroup	Standard	Global
User Limit	100	2,500	Unlimited
User Tools and Expert Tools (work online only)	Yes	Yes	Yes

Application Packs Plus

	Workgroup	Standard	Global
User Limit	100	2,500	Unlimited
User Tools and Expert Tools (work online and offline)	Yes	Yes	Yes

SYSTRAN Enterprise Server 7 Configuration Requirements

SYSTRAN Translation Server

Operating System

- Windows Server 2003 SP2
- Windows Server 2003 R2

- Windows Server 2008 SP2
- Windows Server 2008 R2
- Linux RedHat Enterprise 5 (from 5.4)
- Linux CentOS 5 (from 5.4)
- SUN Solaris 10

Processor (Windows and Linux)

- Minimum: Intel Xeon or compatible (2 GHz)
- Recommended: Dual Intel Xeon or compatible (3 GHz or higher)

Processor (SUN)

- Minimum: UltraSPARC Iii (550 MHz)
- Recommended: Dual UltraSPARC IIIi (1.34 GHz or higher)

Memory

- Minimum: 4 GB RAM
- Recommended: 8 GB RAM

Hard Disk

- Minimum: 5 GB free disc space

Server

- Apache Tomcat (from 6.0)
- The default Application Server delivered is Tomcat 6.0.18
- Sun Java SDK 1.6 is required

SYSTRAN Training Server**Operating System**

- Linux RedHat Enterprise 5 (from 5.4), 64 bit
- Linux CentOS 5 (from 5.4), 64 bit

Processor (Linux)

- Minimum: Intel Xeon or compatible (2 GHz)
- Recommended: Dual Intel Xeon or compatible (3 GHz or higher)

Memory

- Minimum: 8 GB RAM
- Recommended: 16 GB RAM
- Actual memory configuration to be defined based on the expected activity

Hard Disk

- Minimum: 20 GB free disc space

- Actual hard disk configuration to be defined based on the expected activity

Server and RDBMS

- Apache Tomcat (from 6.0)
- The default Application Server delivered is Tomcat 6.0.18
- Sun Java SDK 1.6 64 bit is required
- MySQL (from 5.0) is required

Client

Operating System

- Windows XP SP3, Windows Vista SP2, Windows 7
- Web Browsers: Internet Explorer 6, 7 or 8, Firefox 2 or 3
- Microsoft Office 2003 or 2007 (for SYSTRAN Application Packs)

Processor (Linux)

- Minimum: Intel Xeon or compatible (2 GHz)

Memory

- Minimum: 2 GB RAM

Hard Disk

- Minimum: 5 GB free disc space

Using the Online Tools User Guide

The *SYSTRAN Enterprise Server 7 Online Tools User Guide* should be read by anyone planning to use the product's toolset to perform translation tasks. The document assumes a familiarity with basic web browser use (Internet Explorer, Firefox).

The translation tools included in SYSTRAN Enterprise Server 7 can be used in conjunction with a wide variety of word processing, spreadsheet, email, internet browser, and other software applications. Specifically, the tools include:

- **Text Translation**
- **Web Translation**
- **File Translation**
- **RSS Translation**
- **Email Translation**
- **Dictionary Search**

With SYSTRAN Enterprise Server 7, translation processes, dictionaries and other translation resources are all stored and managed on a single server. This allows multiple users to draw on a common set of resources in performing their translation tasks, thus ensuring consistent company-wide translation resources and standards.

Special Terms Used in this Guide

The following table defines a few of the special terms used in this Guide.

Term	Definition
Bilingual Corpus	In Training Server, this is an aligned parallel corpus, meaning side-by-side display of the source and target translation of the text data.
Corpus	(plural Corpora). A corpus is a structured set of texts in a single language (monolingual corpus) or text data in multiple languages (multilingual corpus). An example of a multilingual corpus is the aligned parallel corpus which displays side-by-side source text and multiple translations of same text data.
DNT	Do Not Translate: identifies a text sequence that should not be translated
Language Pair	The source and target language
NFW	Not Found Word: a term or expression not found in the translation resources
RBMT	Rule-Based Machine Translation
SDM	SYSTRAN Dictionary Manager
SMT	Statistical Machine Translation
SPE	Statistical Post Editing
STPM	SYSTRAN Translation Project Manager
Test Corpus	A bilingual corpus used to calculate automatic scores by comparing the machine translated source language segments in the test corpus with the target language segments in the test corpus.
Training Corpus	A bilingual corpus used in a training task (Hybrid Training and Statistical Training) that generates the first version of the statistical resources used by SYSTRAN Hybrid MT Engine.
Tuning Corpus	A bilingual corpus used in a training task (Hybrid Training and Statistical Training) to fine-tune the statistical resources used by SYSTRAN Hybrid MT Engine to improve translation quality.
TU/TUs	Translation Unit(s). A TU consists of a source language segment and one or several target language segments.
UD	User Dictionary

About Language Translation Software

Language Translation Software, also known as Machine Translation, provides a set of tools by which electronic text is automatically translated from one language (like English) into another (like Spanish).

The software quickly yields a gisting-level translation (the ability to understand the general idea of what is written) and even better translation quality when users take the time to train the software to learn their company or subject terminology.

SYSTRAN offers robust tools to help you improve the quality of your translations and streamline your post-editing and quality assurance workflows.



While SYSTRAN strives to provide the highest possible automatic translation quality, it is important to note that the quality of the source text has a significant effect on

translation results. No automatic translation is perfect, nor is it intended to replace human translators.

SYSTRAN Support

For more information, contact SYSTRAN support at:

<http://www.systransoft.com/contact/Enterprise.html>

Symbols

The following symbols are used in this Guide.


Tips

A tip provides helpful information. The  icon identifies a tip.

Notes

A note is information that requires special attention. The  icon identifies a note.

Cautions

A caution contains information that, if not followed, can cause damage to the application or critical files in the application or to your computer. The  icon identifies a caution.

Typographic Conventions

The following typeface conventions are used in this Guide.

Menu, Command, and Button Names

The names of menus, commands, and Toolbar buttons are shown in a **Bold** typeface.

Filenames and Items You Type

Filenames and items that you type are shown in a `Courier` typeface.

Manual and Chapter Titles

Manual and chapter titles are shown in *Italic Title Caps*.

Button and Dialog Box Names

Button and Dialog Box Names are shown in *Title Caps*.

Keyboard Shortcuts

Keyboard Shortcuts are shown in **FULL CAPS**.

About SYSTRAN

SYSTRAN is the market leading machine translation solutions provider. The company's advanced language translation software helps enterprises and individuals communicate more effectively in multiple languages.

SYSTRAN's software instantly translates text from and into 52 languages for individuals to understand and publish any type of information. Use of SYSTRAN products and solutions increases business productivity in enterprise collaboration, eCommerce, customer support, knowledge management, search, and other initiatives.

In 2009 SYSTRAN extended its position as the industry's leading innovator by introducing the first hybrid machine translation engine. This breakthrough combines the advantages of linguistic technology with statistical techniques so the software automatically learns from existing and validated translations. SYSTRAN's hybrid machine translation solution is easy and quick to customize. The self-learning techniques allow users to train the software to any specific domain or business objective to achieve cost-effective publishable quality translations.

For more than 40 years, SYSTRAN products and solutions continue to be the choice of leading global corporations, Internet portals, and public agencies.

SYSTRAN is headquartered in Paris, France with a North American office located in San Diego, California, USA.

SYSTRAN (Code ISIN FR0004109197, Bloomberg: SYST NM, Reuters: SYTN.LN) is listed on EuroNext Paris, Compartiment C.

For more information, visit www.systransoft.com.

Copyright

SYSTRAN version 7. Copyright © 2010 SYSTRAN. All Rights Reserved.

Information in this document is subject to change without notice. The software described in this document is furnished under a license agreement or a nondisclosure agreement. The software may be used or copied only in accordance with the terms of those agreements. No part of this publication may be reproduced, stored in a retrieval system, or transmitted by any means, electronic or mechanical, including photocopying and recording, for any purchaser's personal use without the written permission of SYSTRAN.

SYSTRAN Software, Inc.
4445 Eastgate Mall
Suite 310
San Diego, CA 92121
USA

SYSTRAN SA
La Grande Arche
1, Parvis de la Défense
92044 Paris La Défense Cedex
FRANCE

SYSTRAN version 7 includes SRI Language Modeling Toolkit software under license from SRI International®.

SYSTRAN version 7 includes Moses software under GNU LPGL.

SYSTRAN version 7 includes Nuance PDF Converter 3 under license from Nuance Communications, Inc.

SYSTRAN version 7 includes software developed by the OpenSSL Project for use in the OpenSSL Toolkit (<http://www.openssl.org/>).

SYSTRAN version 7 includes LibXML2 Copyright © 1998-2003 Daniel Veillard.

Trademarks

SYSTRAN Enterprise Server is a registered trademark of SYSTRAN.

Apache Tomcat and Tomcat are trademarks of the Apache Software Foundation

JBoss is a registered trademark of JBoss Inc.

Java and MySQL™ are registered trademarks of Sun Microsystems.

WebLogic is a registered trademark of BEA Systems.

WebSphere is a registered trademark of IBM Corporation.

InstallShield is a registered trademark of Macrovision Corporation.

Larousse Dictionaries © Larousse, 2007.

Microsoft Excel, Internet Explorer, Outlook, PowerPoint, Windows, and Word are trademarks or registered trademarks of Microsoft Corporation in the United States and/or other countries.

Mozilla and Firefox are registered trademarks of the Mozilla Foundation.

Nuance, the Nuance logo, Better PDF for Business, FormTyper, the PDF Converter logo, RealSpeak and ScanSoft are trademarks and/or registered trademarks of Nuance Communications, Inc. and/or its affiliates in the United States and/or other countries.

SDL Trados and SDL Trados S-Tagger are registered trademarks of SDL International.


All other trademarks are the property of their respective owners.

Chapter 2: SYSTRAN Enterprise Server 7 Online Tools

- Translating Via Web Browser
- Exploiting SYSTRAN Dictionary Resources
- Logging into SYSTRAN Enterprise Server 7
- Self Registration
- Using the Translation Tools
 - Translating Input Text
 - Translating Web Pages
 - Translating Files
 - Translating RSS Feeds
 - Translating Emails and File Attachments
 - Troubleshooting Translation Tools
- Using the Dictionary Search Tool
- Using Translation Options
 - Creating a Profile
 - Managing Profiles
 - Using Profiles
- Using the Feedback Tool
 - Submitting Feedback
 - Reviewing Feedback
 - Acting on Feedback

SYSTRAN Enterprise Server 7 Online Tools

Once installed, all members of your organization can access the SYSTRAN Enterprise Server 7 Online Tools to perform numerous translation tasks.

 For documentation purposes, the environment presented in this user guide corresponds to the SYSTRAN Enterprise Server 7 default settings. Please be aware that all access rights, as well as the system's look-and-feel, can be changed by your SYSTRAN administrator.


Translating Via Web Browser

SYSTRAN Enterprise Server 7 users can employ any web browser (Internet Explorer, Firefox) to easily translate web pages, input text, a large array of different file types (.txt, .rtf, .doc, .docx, .xlsx, .pptx, pdf, .or .html), RSS feeds and emails.

Exploiting SYSTRAN Dictionary Resources

The SYSTRAN Enterprise Server 7's web interface allows users to draw on various resources to greatly improve translation quality, including built-in SYSTRAN general and specialized Dictionaries, User Dictionaries (UDs), Translation Memories (TMs), and Normalization Dictionaries (NDs).

- Five built-in SYSTRAN Dictionaries are provided with SYSTRAN Enterprise Server 7, containing terms that are associated with industry, business, life sciences, physical sciences, and colloquial usage.
- User Dictionaries (UDs) consist of terms that are specific to an industry and/or company, as well as terms that are designated Do Not Translate (DNT). Created using SYSTRAN Dictionary Manager (SDM), these custom dictionaries are used to further improve translation results.
- Translation Memories (TMs) are databases of pre-translated sentences. These sentences are matched to the source text during the translation process, and when appropriate they automatically replace previously translated sentences.
- Normalization Dictionaries (NDs) provide a way to regulate text both before and after translation, serving as a means for standardizing terminology and expanding abbreviations and acronyms. NDs can also be used to standardize spellings and to establish common terminology (e.g., instances in which two or more words are used for the same concept).

 Create, edit, and administer dictionaries using SYSTRAN Dictionary Manager (SDM), available in SYSTRAN Application Packs (Expert Tools).

Leveraging SYSTRAN Translation Models

SYSTRAN Enterprise Server v7 introduces a new Hybrid translation technology that leverages easily-exportable standalone resources called *Translation Models*. These Translation Models are generated by publishing task results from SYSTRAN Training Server.

To employ a Translation Model in their translation tasks, SYSTRAN users must either create a profile from an existing Translation Model (refer to Creating a Profile on page 31) or apply a profile including the Translation Model (refer to Using Profiles on page 34).



Understanding Profile-Translation Model Synchronization


When a profile configured from a Translation Model displays as **Synchronized**, it indicates that the translation resources (dictionaries, translation memories) that comprise the Translation Model are the same as when it was generated by the training process.



As such, whenever a user changes translation resources the profile displays as **Not Synchronized**, thus indicating that the Hybrid engine's behavior might differ from the time of the Hybrid engine training.



A green Synchronization icon  displaying alongside a selected resource indicates that the particular resource is an element of the Translation Model and that it is currently the same as at the time of the Hybrid engine training. If the user changes the resource's setting however, its Synchronization icon will change to red  to indicate its deviation from the time the Hybrid engine was trained.

 If one resource setting correlating to a Translation Model is changed the status of the entire profile becomes **Not Synchronized** and SYSTRAN can no longer certify that the Hybrid engine will perform as trained.

Resynchronizing Profiles

The fastest and easiest way to return a profile created from a Translation Model to the **Synchronized** state is to click the **Synchronize profile** button that displays under the **Profile** dropdown when the profile displays as **Not synchronized**.



Users can also return affected resource settings back to their synchronized state by resetting each setting one by one, if they so choose.

Logging Into SYSTRAN Enterprise Server 7


While it is not necessary to log into SYSTRAN Enterprise Server 7 to make use of its online translation tools (with the exception of the **RSS Translation** tool, the use of which does require login), the functionality of the tools is restricted. For instance, without logging in, users cannot create Translation Option Profiles and can only use the Default profile.

Users who are present in the system can quickly and easily log in at any time.

1. Click the **Login** link in the control bar at the top right of the SYSTRAN Enterprise Server 7 page.



The **Login** screen will display.

 The **Login** screen will also display whenever users who are not signed in attempt to access a function or perform a task for which sign in is required.

2. Enter your system **Email address** and **Password** into the appropriate fields. To set up automatic login on the specific computer thereafter, tick the **Remember me on this computer** checkbox.

Login

Email address:


Password:


Remember me on this computer

Login

3. Click **Login**. The login email address will display in the control bar at the top of the page.



 Contact the system administrator if you have problems logging into SYSTRAN Enterprise Server 7.

 Contact the system administrator regarding any problems encountered creating and managing Profiles.


Self Registration

With SYSTRAN Enterprise Server 7's new **Self registration** feature users can effectively gain immediate access to the system and circumvent administrative wait time.

1. Click the **Login** link in the control bar at the top right of the SYSTRAN Enterprise Server 7 page.



The **Login** screen will display.

 The **Login** screen will also display whenever users who are not signed in attempt to access a function or perform a task for which sign in is required.

2. Click **Self registration** in the grey box at the right-side of the screen.

Login

Email address:

Password:

Remember me on this computer

[Self registration](#)
[Forgot password?](#)

Login

3. The **Self registration** screen will display.

Self registration

Email

Password

Confirm password

Submit

4. Enter your **Email** address and your preferred **Password** into the appropriate fields. Also enter the password in the **Confirm password** field, and click **Submit**.

Self registration

Email

Password

Confirm password

Submit

The **Login** screen will display, indicating the successful creation of the new account.

Login

Your account has been successfully created, you may login now.

Email address:

Password:

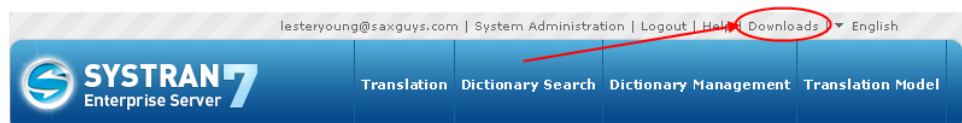
Remember me on this computer

Login

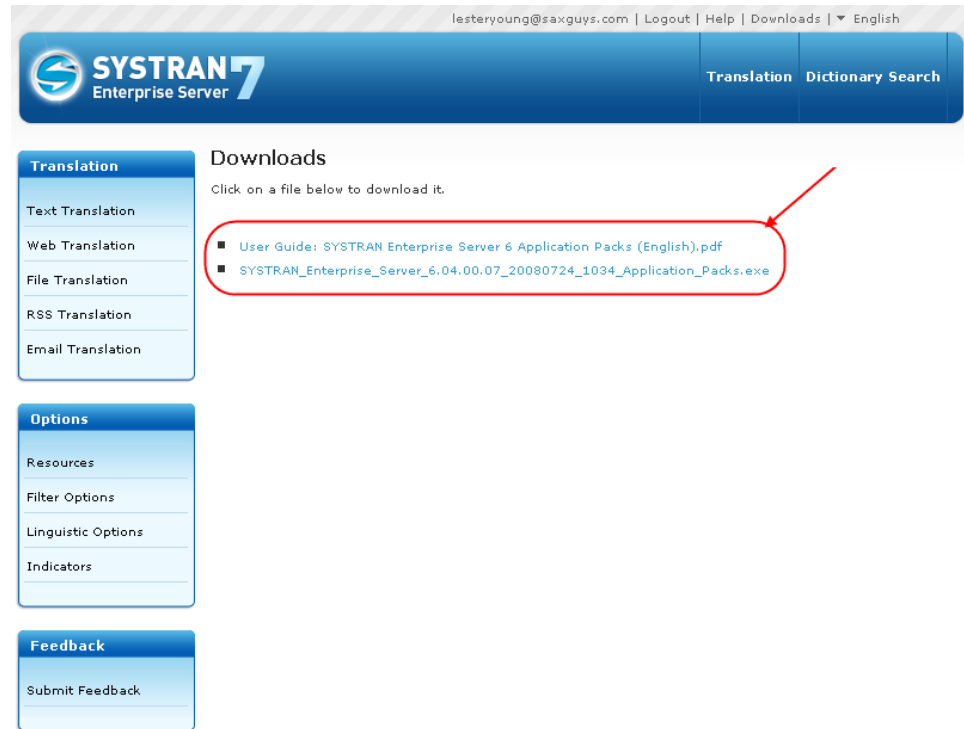
Downloading SYSTRAN Application Packs

Users with Downloads permission who are logged into the system can download available Application Packs via a **Downloads** link in the control bar at the top of the SYSTRAN Enterprise Server 7 page.

1. Click the **Downloads** link in the control bar at the top right of the SYSTRAN Enterprise Server 7 page.



The **Downloads** screen will display, offering clickable links for downloadable items.



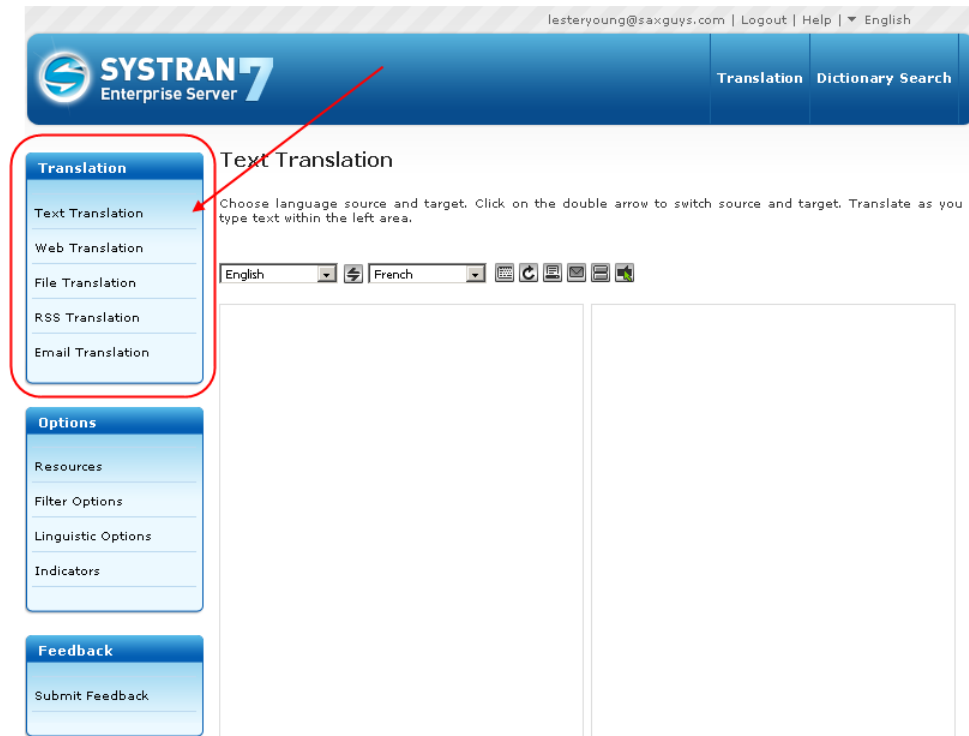
The screenshot shows the SYSTRAN Enterprise Server 7 interface. At the top, the user is logged in as 'lesteryoung@saxguys.com' with links for 'Logout', 'Help', 'Downloads', and 'English'. The main navigation bar includes 'SYSTRAN 7 Enterprise Server' and 'Translation Dictionary Search'. The 'Downloads' section is active, displaying a list of files for download. A red circle highlights the file 'SYSTRAN_Enterprise_Server_6.04.00.07_20080724_1034_Application_Packs.exe', with a red arrow pointing to it. The left sidebar contains three menu sections: 'Translation' (Text Translation, Web Translation, File Translation, RSS Translation, Email Translation), 'Options' (Resources, Filter Options, Linguistic Options, Indicators), and 'Feedback' (Submit Feedback).

2. Click the item you wish to download and follow the instructions offered by your browser's download dialog.

Using the Translation Tools

The **Translation** menu bar link is the entry point to the SYSTRAN Enterprise Server 7 toolset, with the exception of the **Dictionary Search** function. It is from this link that the translation tools are accessed, and from which all translations are configured and initiated.

By default, the **Text Translation** tool is displayed when the Enterprise Server is first accessed, however users can easily open any of the other four (4) Translation tools via the ever-present left-hand **Translation** menu (**Web Translation**, **File Translation**, **RSS Translation**, and **Email Translation**).

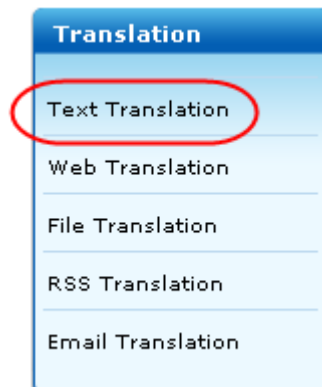


Translating Input Text

Use the **Text Translation** tool to translate any text that is entered into the tool's left-hand menu. The tool works in an active fashion, translating "as you type" and thus it is not necessary to initiate translation.

☰ The **Text Translation** tool is presented by default at the start of any SYSTRAN Enterprise Server 7 session.



1. If **Text Translation** is not the active translation tool, click **Text Translation** in the left-hand **Translation** menu.




2. Use the provided dropdowns to select the Source language and Target language for the translation task.

Source language	The language of the original text, prior to translation.
Target language	The language into which the source text is translated.



 Users can easily toggle their language selections by clicking the **Switch** hotbutton , located between the Source and Target dropdowns.

 To ensure dropdown functionality, JavaScript must be activated in the browser you are using with SYSTRAN Enterprise Server 7. Please consult the appropriate browser help resources, as necessary.

3. If available, use the provided dropdown to set a **Profile** (a set collection of Translation Options).



4. Enter or paste text into the Source field (the left field) of the **Text Translation** tool. The translation for the input text will display in the Target field (the right field).

In addition, **Text Translation** provides six (6) hotbuttons at the upper right, designed to offer enhanced functionality.



Insert special characters; click to display a selection menu of non-alpha-numeric characters and symbols



Refresh translation; force retranslation of the source text



Print; click to reveal a preview window, from which the page orientation of the translation results that are to be printed can be toggled between horizontal and vertical



Email; click to send translation results via email to the login email address; the hotbutton will not display to users not logged into SYSTRAN Enterprise Server 7



Toggle horizontal/vertical layout



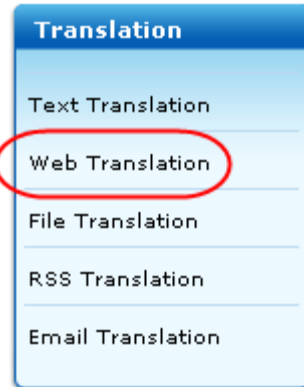
Activate SYSTRAN popup/SYSTRAN popup enabled in Mouse-over mode/SYSTRAN popup enabled in Single-click mode; click to activate Rich Text Pop-up features (source sentence display, Dictionary Lookup display, Feedback function)



Translating Web Pages

The **Web Translation** tool offers users a means for translating entire web pages while retaining the formatting and functionality of those pages. In addition, the tool features *fluid navigation*, carrying translation through to any web pages accessed via links in a translated page.

1. If the **Web Translation** is not the active translation tool, click **Web Translation** in the left-hand **Translation** menu.






- Use the provided dropdowns to select the Source language pair and Target language pair for the translation task.

Source language	The language of the original text, prior to translation.
Target language	The language into which the source text is translated.

Source Language Target Language



 Users can easily toggle their language selections by clicking the **Switch** hotbutton , located between the Source and Target dropdowns.

 To ensure dropdown functionality, JavaScript must be activated in the browser employed for SYSTRAN Enterprise Server 7 use. Please consult the appropriate browser help resources, as necessary.

- If available, use the provided dropdown to set a **Profile** (a set collection of Translation Options).



- Enter or paste a URL into the provided field.

- Type the address of the website you would like to translate.

- Use the provided checkboxes to select display options for the translation.

- Choose your display options

- Translate in new window
- Enable Side-by-Side Display
- Activate Systran popup
 - Systran popup enabled in single-click mode
 - Systran popup enabled in mouse-over mode

Translate in new window	Results display in a new browser window
Enable Side-by-Side Display	Displays the original web page and the translated web page alongside each other
Activate Systran popup	Click to activate Rich Text Box features (aligned word-to-word view, source sentence display, Dictionary Lookup display, Feedback function)

6. Click **Translate**. The translated web page will display in the provided field.

3. 

Web Translation

Choose language source and target. Insert an URL. Select your display options and last, click on the Translate button.

French  English Profile Alto Sax Notes

1. Type the address of the website you would like to translate.

2. Choose your display options

- Translate in new window
 Enable Side-by-Side Display
 Activate Systran popup
 Systran popup enabled in click mode.
 Systran popup enabled in ?slide? mode.

3. 

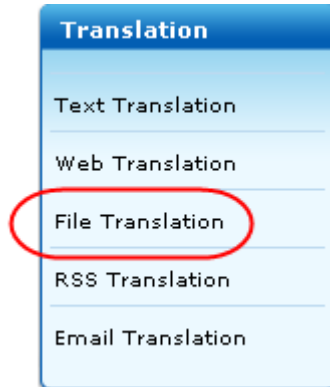


The screenshot shows two browser windows side-by-side. The left window displays the original French article from 'Sénat . Le projet de loi pénitentiaire est' with the headline 'L'hiver 2008-2009 est l'un depuis 20 ans'. The right window shows the translated English version with the headline 'The winter 2008-2009 has cold for 20 years'. Both windows include a photograph of a snowy landscape. The interface includes a 'MONDE' section header and a 'Wanted, président soudana' headline at the bottom.

Translating Files

The **File Translation** tool provides a quick and easy way to translate a wide variety of different file types, including .pdf, .txt, .rtf, .doc (Microsoft Word), .html, and the primary Microsoft Office 2007 file formats (.docx, xlsx, and .pptx). The tool can be directed to deliver translated files via email as well, thus allowing users to launch numerous large document translations and receive notification of their completion.

1. If **File Translation** is not the active translation tool, click **File Translation** in the left-hand **Translation** menu.




2. Use the provided dropdowns to select the Source language pair and Target language pair for the translation task.

Source language	The language of the original text, prior to translation.
Target language	The language into which the source text is translated.

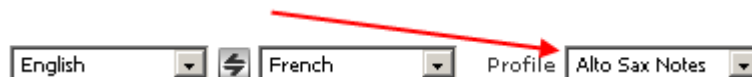
Source Language Target Language



Users can easily toggle their language selections by clicking the **Switch** hotbutton , located between the Source and Target dropdowns.

! To ensure dropdown functionality, JavaScript must be activated in the browser employed for SYSTRAN Enterprise Server 7 use. Please consult the appropriate browser help resources, as necessary.

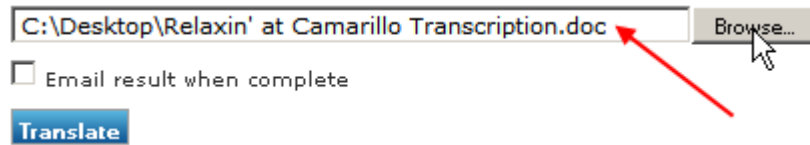
3. If available, use the provided dropdown to set a **Profile** (a set collection of Translation Options).



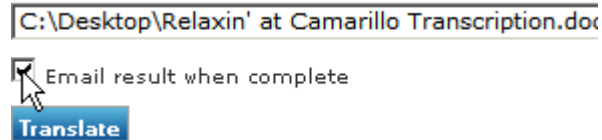
4. Select the file to translate.
 - a. Click **Browse** to display the **File Upload** dialog.




- b. Navigate to the file to translate and click **Open**. The file path will display in the provided field.



5. If desired, tick the provided checkbox to direct the **File Translation** tool to email translation results to the login email address.



-  Users must login to SYSTRAN Enterprise Server 7 to enable results emailing capability.

6. Click **Translate** to initiate translation of the file. An indicator will display at the bottom of the tool, indicating the upload status of the file. Indicators will also display for all previous file translations that remain available on the server.

My translated files



English to French - Exec Sample (translated to French).doc
Your request is complete. The result remains available on the server for 3 days after completion.
The email has been sent.



English to French - Exec Sample (translated to French).doc
Your request is processing. Estimated time remaining: 6 seconds.



Email result when complete.

-  To stop a translation in-process, click the hotbutton  alongside the progress meter.

7. Take action on translated files as appropriate, using the provided hotbuttons.




Download; initiates download of the translated file from the server to the local system



Email; sends the translated file to the email address used to sign into SYSTRAN Enterprise Server 7 (the function is only available to users who are logged in, and thus the hotbutton is not visible to other users)



Delete; deletes the translated file and removes it from the server

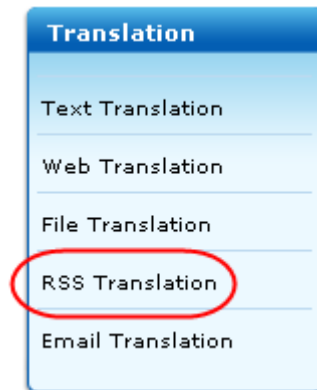
-  By default, the results of translations run using the **File Translation** tool persist for 3 days following the action.


Translating RSS Feeds

RSS Translation is a dynamic translation tool that removes the natural boundaries imposed by the source language of RSS feeds.

Users employ the **RSS Translation** tool to generate custom RSS feeds which can then be added to RSS readers (commonly known also as feed readers or aggregators). Once added, these custom-generated feeds display the information correlating to each specific feed, automatically translated, thus allowing users to subscribe to and benefit from RSS feeds from websites that publish in a variety of languages.

1. If the **RSS Translation** is not the active translation tool, click **RSS Translation** in the left-hand **Translation** menu.





 By default, the **RSS Translation** tool requires that users sign into SYSTRAN Enterprise Server 7. The RSS Translation menu selection is inactive and greyed-out for users who are not signed in.


2. Use the provided dropdowns to select the Source language pair and Target language pair for the translation task.

Source language	The language of the original text, prior to translation.
Target language	The language into which the source text is translated.

Source Language Target Language



 Users can easily toggle their language selections by clicking the **Switch** hotbutton , located between the Source and Target dropdowns.

 To ensure dropdown functionality, JavaScript must be activated in the browser employed for SYSTRAN Enterprise Server 7 use. Please consult the appropriate browser help resources, as necessary.

3. If available, use the provided dropdown to set a **Profile** (a set collection of Translation Options).



4. Type or paste a source feed URL into the provided field.

Enter source feed URL:

 Show original as well as translated content

5. Tick the **Show original as well as translated content** checkbox to generate an RSS feed that will display source language content along with translated content.

Enter source feed URL:

 Show original as well as translated content

6. Click **Generate**.

Enter source feed URL:

 Show original as well as translated content



The custom-generated feed will display directly below the URL field.

Enter source feed URL:

 Show original as well as translated content

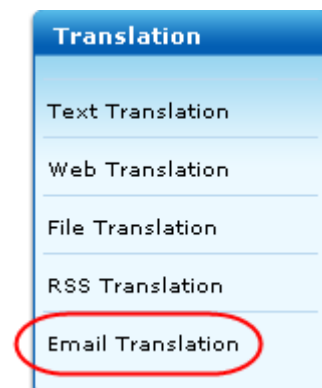
My translated feeds

 Repubblica.it > Homepage - Italian to English
 Source: <http://www.repubblica.it/rss/homepage/rss2.0.xml>
 Target: <http://linuxtest02.systran.local:8080/turl/?systranprofile=0&systranuid=aHR0cC13d3cucmVwdWJibGJyS5pdC9yc3MvaG9tZXBhZ2UvcnNzMi4wLnhtbC9pdF9lbg==>  

7. Click the feed to display it in translated form in your default browser, copy it for use with your preferred RSS reader application using the provided **Copy feed URL to the clipboard**  hotbutton, or remove the feed from the tool by clicking the provided **Delete feed**  hotbutton.

Translating Emails and File Attachments

The **Email Translation** tool provides users with a means for translating any text contained in an email, as well file attachments of the following file types: .pdf, .txt, .rtf, .doc (Microsoft Word), .html, and the primary Microsoft Office 2007 file formats (.docx, .xlsx, and .pptx). If **Email Translation** is not the active translation tool, click **Email Translation** in the left-hand **Translation** menu.




1. Use the provided dropdowns to select the Source language pair and Target language pair for the translation task.

Source language	The language of the original text, prior to translation.
Target language	The language into which the source text is translated.

Source Language Target Language



- Users can easily toggle their language selections by clicking the **Switch** hotbutton , located between the Source and Target dropdowns.

- !** To ensure dropdown functionality, JavaScript must be activated in the browser employed for SYSTRAN Enterprise Server 7 use. Please consult the appropriate browser help resources, as necessary.

The email address that displays below the **Email Translation** controls changes to reflect the selected language pair.

2. If available, use the provided dropdown to set a **Profile** (a set collection of Translation Options).



3. Send the email and attachments to the email address that displays directly under the **Email Translation** controls.

- Click the provided email address to initiate a pre-addressed outgoing email in the default email program, or copy the address into the To: field of any outgoing email.

Email Translation

Choose language source and target. Select your translation profile. The email address below can be used from any email application as the SYSTRAN destination for email translation. Attached files in DOC, DOCX, XLSX, PPTX, PDF, HTML, RTF, Text and XML formats are supported.



fr_en@linuxtest.systran.local

- Email addresses display under the **Email Translation** controls once the SYSTRAN Enterprise Server 7 is configured for this tool by the administrator, with the actual displayed address determined by the configuration. Please note that the email address changes dynamically to match the selected Language Pair and **Profile** options.

The system will return the translated email and attachments to the sending email address.

Troubleshooting Translation Tools

Contact your administrator if you have problems completing a translation using the SYSTRAN Enterprise Server 7 Online Tools.

Using the Dictionary Search Tool

With the **Dictionary Search** tool users can search for the meaning of terms in any or all of the following dictionaries:

- SYSTRAN Dictionaries
- SYSTRAN Specialized Dictionaries
- User Dictionaries (UDs)
- Additional Dictionaries, depending on the selected language pair

▶ When performing a lookup on a term, SYSTRAN Enterprise Server 7 looks for it in the selected language pair dictionaries as well as in the reverse language pair dictionaries. As such, the **Dictionary Search** tool can be used as a translation assistant, providing several meanings for source terms and serving to verify that a proposed translation meaning supplied by SYSTRAN corresponds with the meaning in the source text.

1. If **Dictionary Search** is not the active tool, click **Dictionary Search** in the menu bar.




2. Use the provided dropdowns to select the Source language pair and Target language pair for the translation task.

Source language	The language of the original text, prior to translation.
Target language	The language into which the source text is translated.

Source Language Target Language




☰ Users can easily toggle their language selections by clicking the **Switch** hotbutton , located between the Source and Target dropdowns.

⚠ To ensure dropdown functionality, JavaScript must be activated in the browser employed for SYSTRAN Enterprise Server 7 use. Please consult the appropriate browser help resources, as necessary.

Enter or paste a term into the provided field and click **Search**.



The dictionary entries for the term that are available in your SYSTRAN Enterprise Server 7 installation will display in the provided field.

 User Dictionaries (UD) definitions for the input term display at the top of the **Dictionary Search** results field.



English to French

SYSTRAN Dictionary

1. **bicycle** *noun*

- **bicyclette**
bicycle lane : voie pour bicyclettes
bicycle pump : pompe à bicyclette
- **vélo**

2. **bicycle** *adj*

- **de vélo**

3. **bicycle** *verb*

- **aller à vélo**

Larousse

1. **bicycle** [ˈbaɪsɪkl̩] *noun*

- **vélo , bicyclette**
I go to work by bicycle : je vais travailler à bicyclette, à vélo
do you know how to ride a bicycle? : sais-tu faire du vélo, de la bicyclette?
he went for a ride on his bicycle : il est allé faire un tour à vélo

2. **bicycle** [ˈbaɪsɪkl̩] *verb intrans*

- **faire du vélo, de la bicyclette**
she bicycles to work : elle va travailler à bicyclette, à vélo

? Larousse, 2007

French to English

SYSTRAN Dictionary

Using Translation Options

Translation Options enable users to fine-tune the manner in which SYSTRAN Enterprise Server 7 performs translations.

From a wide variety of linguistic, grammatical, and formatting options, users who are logged into the system can construct option sets – or *Profiles* – which can then be applied to translation tasks. Before users can make use of the various Translation Options they must first have access to at least one Profile.

 Profiles can also be managed using SYSTRAN User Tools.

Creating a Profile

1. Click any link in the left-hand **Options** menu.



The selected **Options** tool will display, offering **Profile** controls near the top of the page.



- Users who do not yet have access to at least one Profile will be asked to either create a new profile or import an existing one when attempting to access any of the **Translation Options**. After doing so, the **Profile** controls will display.

- Profiles can only be created by users who are logged into the system. Refer to Leveraging SYSTRAN Translation Models on page 15 for more information.

2. Click **New**. Enter the name of the new Profile in the display dialog.



- Users who have Translation Model rights can assign a Translation Model to a new profile from those available on the Translation Model droplist. Please refer to Creating a Profile with a Translation Model on page 32 for more information.

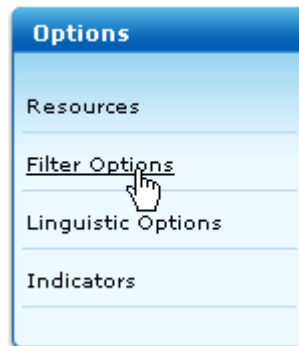


3. Click **OK** to save the new profile.
4. Select the Translation Options that are appropriate for the new Profile, using the left-hand **Options** navigation menu to navigate through the Options groups (**Resources**, **Filter options**, **Linguistic options**, and **Indicators**).

- ☰ Complete details for each of the Translation Options, organized by group, are available in Appendix A: Translation Options, Detailed, starting on page 41.
- ☰ Profile changes are dynamically saved and are immediately available. As such, no action is necessary to save profile modifications.

Creating a Profile with a Translation Model

1. Click any link in the left-hand **Options** menu.



The selected **Options** tool will display, offering **Profile** controls near the top of the page.



- ☰ If you do not yet have access to at least one Profile you will be asked to either create a new profile or import an existing one when attempting to access any of the **Translation Options**. After doing so, the **Profile** controls will display.


2. Click **New**. Enter the name of the new profile in the display dialog.



3. Select a Translation Model for the new profile from those available in the dropdown.



4. Click **OK** to save the new profile.

 The Translation Options for the new profile are determined by the associated Translation Model.

 Complete details for each of the Translation Options, organized by group, are available in Appendix A: Translation Options, Detailed, starting on page 41.

Managing Profiles

With the buttons provided, users can perform an array of different actions on their Profiles from any **Options** screen, including:

- Changing Profile names
- Deleting Profiles
- Importing Profiles offered by other system users
- Export Profiles for use by other system users
- Configure Profile permission levels



 Profiles can also be managed using SYSTRAN User Tools.

Using Profiles

Once created, a profile can be used within any of the SYSTRAN Enterprise Server 7 translation tools via the **Profile** control.



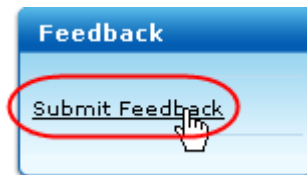
Using the Feedback Tool

SYSTRAN Enterprise Server 7 enables users to submit feedback on translation quality, and thus raise issues and propose alternative translations. Once submitted, this feedback can be reviewed by a Dictionary Manager, who will thereafter be responsible for following its life cycle.

The Dictionary Manager determines the validity of submitted feedback. They can then quickly update the linguistic resources with proposed terminology entries and/or forward the feedback to SYSTRAN.

Submitting Feedback

1. Click **Submit Feedback** in the left-hand **Feedback** menu.



The **Submit Feedback** page will display.

Help improve translation quality by submitting your feedback using this form.

Language Pair: English French Profile: (Default)

Source Sentence:

Translated Sentence:

Translation Rating:

Problem Severity:

Suggested Translation:

Suggested Dictionary Entries: English French Part of Speech
 (detect)


+ Suggest another entry

Additional Comments:

Email: lesteryoung@saxguy Send me notifications

Submit

2. Enter the source text for the feedback into the **Source Sentence** field.


 The **Source Sentence** field is pre-filled if the Submit Feedback tool is launched following a text translation or dictionary search.

Following a short processing period, the translation for the source text will display in the **Translated Sentences** field.

3. Use the other fields provided to supply more detailed information for the translation.

Translation Rating	Rate the translation, according to the offered scale
Problem Severity	Rank the severity of the translation problem, according to the offered scale
Suggested Translation	Propose a correct translation for the source text
Suggested Dictionary Entries	Propose dictionary entries for the source text; possible to propose more than one entry
Additional Comments	Share any supplementary information with regard to the feedback
Email	Enter an email address to which responses to the comment can be sent.

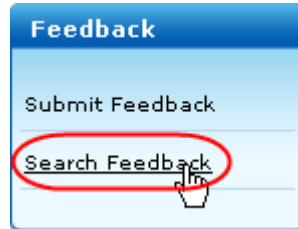
4. Click **Submit**.

 Following submittal, the feedback is entered into a database and an email is sent to the submitter if the **Send me notifications** check-box was ticked at submittal.

Reviewing Feedback

The Search Feedback utility can be granted to users by a system administrator. Once in place, users access this tool via a **Search Feedback** command present in the left-hand Feedback menu.

1. Click **Search Feedback** in the left-hand **Feedback** menu.




The **Search Feedback** page will display, offering a wide variety of search parameters.

[Search Feedback](#)

Use this page to search submitted feedback.

Feedback Id: <input type="text"/>				
Source Language	Target Language	Translation Rating:	Problem Severity:	Status:
Albanian Arabic Chinese Czech Dutch English	Arabic Chinese Dutch English French German	Incomprehensible Disfluent Non-native Good Flawless	Trivial Minor Normal Major Critical Blocker	New Open Invalid Accepted Validated Duplicate
Added between: <input type="text"/> ... and <input type="text"/> ...				
Source Text: <input type="text"/>		<input type="checkbox"/> Suggested entries only		
Target Text: <input type="text"/>		<input type="checkbox"/> Suggested entries only		
Reporter Comments: <input type="text"/>				
Email: <input type="text"/>				
Reviewer Comments: <input type="text"/>				
TM Entry In	Dictionary Entry In	Normalization Entry In		
(none)	(none)	(none)		
Search				

2. Set the search parameters as required.

 Search results can be narrowed by setting multiple search parameters.

3. Click **Search**.



The **Feedback Search Results** page will display, offering a list of feedback matches, as well as a number of tools that can be used to take action on the results selected.

Feedback Search Results

[Edit Search](#) | [Search Feedback](#)

Feedback submissions matching your search criteria are listed below. Click on the Id of an item to view its details or select multiple items to perform an action using the form at the bottom of the page.

Id	Source	Target	Translation Rating	Problem Severity	Status	Date Added
<input type="checkbox"/> 3	English Hello, Bond.	French Bonjour, Bond. Hee.	Incomprehensible	Normal	New	2009-03-05
<input type="checkbox"/> 4	English Hello, Bond.	French Je m'appelle Bond. Bonjour, Hee.	Incomprehensible	Normal	New	2009-03-05

[Check all](#) [Uncheck all](#)

Actions

Export the selected feedback items: [Export](#)

Replay the translation of the selected feedback items: [Replay](#)

Update the selected feedback items: Send to SYSTRAN

Add Comment:

Status:

Don't change

Change to:

Mark as Duplicate of:

Notify reporters

[Submit](#)

Acting on Feedback

A number of different actions can be performed on a feedback received, including:

- Exporting the selected feedback items
- Replay the translation of the selected feedback items
- Sending the feedback to SYSTRAN support
- Providing additional comments
- Changing the feedback status

Each feedback assumes **New** status at submittal. Using the **Status** radio button, this can be changed to **Open** (indicates that the feedback still requires analysis), **Accepted** (indicates the validation of the feedback), or **Invalid** (indicates rejection of the feedback). Once a feedback is validated and the resulting correction is available on the production server its status changes to **Validated**.

To work on a specific feedback, or to get more information on the feedback, click its identification number on the **Feedback Search Results** to display its submission form.

In this example, no Translation Memory (TM) is available on the server, and thus the proposed translation cannot be captured in a TM. A modification of the user dictionary, though, is possible, and this will be taken into consideration if the associated check box is ticked.

All modifications will occur following submittal.

Appendices

Appendix A: Translation Options, Detailed

Resources

Domains and Dictionaries

Translation Choice Files

Filter Options

Linguistic Options

Indicators

Appendix B: Language Pairs

Appendix C: License Agreement

Appendix A: Translation Options, Detailed

Translation Options enable users of SYSTRAN Enterprise Server 7 to fine-tune the manner in which SYSTRAN Enterprise Server 7 performs translations. The various Translation Option settings are organized into four basic groups: **Resources**, **Filter Options**, **Linguistic Options**, and **Indicators**.

Resources

SYSTRAN Enterprise Server 7 users can apply available SYSTRAN resources in their translation work, including domains, dictionaries, and Translation Choice (TC) files. Resources options are broken down into two groups, **Domains and Dictionaries** and **Translation Choice Files**.

Domains and Dictionaries

Users can control how SYSTRAN Enterprise Server 7 uses available domains and dictionaries.

Domains are shown at the first level, and dictionaries with entries within each domain display at the second level (available by clicking the + control for the domain).

- General
 - SYSTRAN Main Dictionary
 - SYSTRAN Alternative Dictionary
 - SYSTRAN Alternative Dictionary
 - SYSTRAN Complementary Expression Dictionary
- Colloquial

Domains and Dictionaries display with Synchronization icons when the selected profile has been created from a Translation Model (refer to Leveraging SYSTRAN Translation Models on page 15 for more information).

- General
 - SYSTRAN Main Dictionary
 - SYSTRAN Alternative Dictionary
 - SYSTRAN Alternative Dictionary
 - SYSTRAN Complementary Expression Dictionary
- Colloquial

Translation Choice Files


Translation Choice (TC) files store the user choices made in STPM review panes, rearranging choices for alternative meanings, source ambiguities, and translation memory choices. Once defined, TCs can be used in any other context (like User Dictionaries), and will automatically apply user choices on any sentence when possible.

Users of SYSTRAN Enterprise Server 7 indicate the TCs they wish to apply to their translation task by ticking the checkbox associated with a Translation Choice file.

Translation Choice Files



Translation Choice Files



The order in which multiple Translation Choice files are applied to a translation task can also be set by the user using the provided arrow controls.

Translation Choice Files




Translation Choice Files



Translation Choice Files



 **Translation Choice Files** cannot be selected in profiles that are created from a Translation Model.

Filter Options

Users of SYSTRAN Enterprise Server 7 can control the formatting of translated text and indicate which terms are not to be translated.

Group	Settings	Options
Formatting	<p>Preserve textual formatting</p>	<p>Determine whether formatting characters are preserved during translation.</p> <p>Settings include None, Keep spaces, and Segmenting spaces. The default is None.</p>

Group	Settings	Options
	Line Feed definition	<p>Determine whether a line feed means a sentence break.</p> <ul style="list-style-type: none"> • Wrapped allows consecutive lines to be treated as a single sentence. This setting is recommended for word processed documents or other files that use text wrapping. • Not wrapped treats each line in the source text as a sentence. This setting is useful for text files. • Auto detection uses the average sentence length as a determining factor in adding line breaks. This is the default.
	Segmentation character list	<p>Determine the list of segmentation characters for sentence segmentation. Several characters are listed as defaults.</p>

Do Not Translate Options

Foreign sentence detection by Office language markup	<input checked="" type="checkbox"/>	Mark as DNT (Do Not Translate) foreign sentences based on Microsoft Office markup.
Foreign sentence detection based on NFW count	<input type="checkbox"/>	Mark as DNT foreign sentences based on NFW (Not Found Word) count.
Do Not Translate font list		<p>Define special Windows fonts to be marked as DNTs.</p> <p>Default DNT fonts are Symbol, Wingdings, and Webdings. To ignore other fonts, enter the font names, separated by commas, in the text box.</p>
Do Not Translate style list	<input checked="" type="checkbox"/>	Define special Microsoft Office styles to be marked as DNTs. The default is none.
Do Not Translate addresses	<input checked="" type="checkbox"/>	Determine whether addresses are detected and marked as DNTs.
Do Not Translate capitalized words	<input checked="" type="checkbox"/>	Determine whether capitalized words are automatically marked as DNTs.



Filter Options cannot be changed in profiles that are created from a Translation Model.

Linguistic Options

Linguistic settings allow users to control the manner in which SYSTRAN Enterprise Server 7 treats specific characteristics of the source language during translation.

Group	Settings	Options
Source Analysis		
	Translation Memory match	Perform the Translation Memory match with/without punctuation, case sensitivity, etc. Options are Normal , Strict , or Flexible .
	Source spellcheck	<input checked="" type="checkbox"/> Spell check and correct mistakes before the translation starts.
	Acronym detection	<input type="checkbox"/> Recognize acronyms and preserve them.
	Global entity recognition	<input type="checkbox"/> Global entity recognition of proper nouns before translation.
	Enable Domain detection	<input checked="" type="checkbox"/> Detect text Domain before translation.
Country Localization [Requires corresponding language pair]		
	Chinese	Select target language to localize for a specific country. The default is Simplified Chinese .
	English	Select target language to localize for a specific country. The default is USA English .
	Portuguese	Select target language to localize for a specific country. The default is Brazilian Portuguese .
	Spanish	<input checked="" type="checkbox"/> Select target language to localize for a specific country. The default is Castilian .
Rendering		
	Localize punctuation	<input type="checkbox"/> Generate localized punctuation (inverted commas, etc.).
	Convert Hijri dates	<input checked="" type="checkbox"/> Determine whether Hijri dates are converted to Gregorian dates. For example: 20/5/1425 → 8/7/2005
	Not Found Word transliteration	<input checked="" type="checkbox"/> Activate target transliteration for NFWs. Transliteration renders these terms in the target language alphabet.
Imperative		
	Select an imperative mode that suits the style of the text. Imperative options depend on the target language.	
	Imperative choice - French / German / Italian / Spanish / Portuguese	Select imperative or infinitive mode. The default is Infinitive .
	Imperative choice - Chinese / Japanese / Korean	Select polite or informal mode. The default is Informal .
Pronouns		
	1st person singular gender	Define gender of 1st person singular pronoun. The default is Masculine .
	1st person plural gender	Define gender of 1st person plural pronoun. The default is Masculine .
	2nd person gender	Define gender of 2nd person pronoun. The default is Masculine .

Group	Settings	Options
	2nd person polite/informal	Determine whether usage for 2nd person gender is polite or informal. The default is Polite .
Style Parameters		
	Separate translation of sentence between quotes	<input type="checkbox"/> Translate text located between quotation marks separately
	Document type	Apply specific translation rules specific to document type. Examples include Abstract, List, Journalism, User Guide, and Correspondence.



Linguistic Options cannot be changed in profiles that are created from a Translation Model.

Indicators

Indicators are used to highlight text or otherwise indicate specified types of terms that may warrant examination and translation in further detail.

Group	Options	Settings
Indicators		
	Display alternative meanings	Determine how alternative meanings are marked. The option can be set to display the alternative meanings in a Popup (for HTML pages only) or in the In the text (options include display one alternate meaning , display two alternate meanings , and display all alternate meanings). Moving the cursor over highlighted terms displays the alternative meanings. The default is None .
	Not Found Word marker	Determine how Not Found Words are marked. The default is None .
	User Dictionary marker	Determine how User Dictionary terms are marked. The default is None .
	Translation Memory marker	Determine how Translation Memory sentences are marked. The default is None .

Appendix B: Language Pairs

SYSTRAN Enterprise Server 7 supports the following 52 language pairs:

English ↔ Spanish	French ↔ Spanish
English ↔ German	French ↔ German
English ↔ Italian	French ↔ Italian
English ↔ Portuguese	French ↔ Portuguese
English ↔ Dutch	French ↔ Dutch
English ↔ Greek	French ↔ Greek
English ↔ French	Italian ↔ German
English ↔ Swedish	Italian ↔ Portuguese
English ↔ Japanese	Portuguese ↔ German
English ↔ Korean	Spanish ↔ German
English ↔ Polish	Spanish ↔ Italian
English ↔ Russian	Spanish ↔ Portuguese
English ↔ Arabic	
English ↔ Chinese (Traditional and Simplified)	

Appendix C: License Agreement

END-USER LICENSE AGREEMENT FOR SYSTRAN SOFTWARE

SYSTRAN Enterprise Server

Last Updated: April 4, 2008

PLEASE READ THIS END-USER LICENSE AGREEMENT (“EULA”) CAREFULLY.

BY INSTALLING, COPYING OR USING THE SOFTWARE THAT ACCOMPANIES THIS EULA (SOFTWARE), YOU AGREE TO BE BOUND BY THE TERMS OF THIS EULA. IF YOU DO NOT AGREE, DO NOT INSTALL, COPY, OR USE THE SOFTWARE. YOU MAY RETURN IT TO YOUR PLACE OF PURCHASE FOR A FULL REFUND IF APPLICABLE.

1. GENERAL: This End-User License Agreement (“EULA”) is a legal agreement between you (either an individual or a single entity) and SYSTRAN SA (SYSTRAN). This EULA governs the Software which includes computer software in object code form (including online and electronic documentation) and any associated media and printed materials. An amendment, addendum, or exhibits to this EULA may accompany the Software. This EULA applies to updates, supplements, add-on components, and Internet-based services components of the Software that SYSTRAN may provide or make available to you unless SYSTRAN provides other terms with the update, supplement, add-on component, and Internet-based services component. SYSTRAN reserves the right to discontinue any Internet-based services provided to you or made available to you through the use of the Software. This EULA also governs any product support services relating to the Software except as may be included in another agreement between you and SYSTRAN. The Software may contain one or both of the following:

- “Server Software” which provides services or functionalities on your server (your computer(s) capable of running the Server Software are referred to as “Servers”); and
- “Client Software” which allows a single personal computer workstation, terminal, handheld computer, pager, telephone, personal digital assistant, or other electronic device (“Device”) to access or use the Server Software.

2. GRANT OF LICENSE.

SYSTRAN grants you the following non-exclusive, non-transferable (unless as described under Section 13 "Software Transfer") rights provided that you comply with all terms and conditions of this EULA:

2.1 Server Software. You may install and use only one copy of the Server Software on a single Server, even if multiple copies of the Server Software are included in the Software. Separate component parts of the Server Software may not be used on more than one Server. An additional license is required if you install another copy of the Server Software on the same Server (whether in a separate partition, use of server emulation software, or other) or to install or run a copy of the Server Software on a different Server (such as a Server employed for backup or fail-over support).

2.2 Client Software. You may install and use the Client Software on any Device solely to access or use the Server Software.

2.3 License Grant for Documentation. The documentation that accompanies the Software is licensed for internal, non-commercial reference purposes only.

By accepting this Software EULA, you agree to exclude any type of use not expressly authorized, including translation of the Software, adaptation, creation of derivative programs, change or arrangement, in whole or in part, without prior written permission from SYSTRAN. Any use other than that provided for under this EULA requires a specific license with an additional fee.

3. DESCRIPTION OF OTHER RIGHTS AND LIMITATIONS

3.1 Mandatory Activation. THERE ARE TECHNOLOGICAL MEASURES IN THIS SOFTWARE THAT ARE DESIGNED TO PREVENT UNLICENSED USE OF THE SOFTWARE. You may not be able to exercise your rights to the Software under this EULA after a finite number of product launches unless you activate your copy of the Software in the manner described during the launch sequence. You may also need to reactivate the Software if you modify your computer hardware or alter the Software. SYSTRAN will use those measures to confirm you have a legally licensed copy of the Software. If you are not using a licensed copy of the Software, you are not allowed to install the Software or future Software updates. SYSTRAN will not collect any personally identifiable information from your Server or Device during this process.

3.2 Internet-Based Services. You may not use any SYSTRAN Internet-based services associated with the Software in any manner that could damage, disable, overburden, or impair such services or interfere with any other party's use and enjoyment of them. You may not attempt to gain unauthorized access to any service, account, computer systems or networks associated with the Internet-based services.

4. OWNERSHIP AND RESERVATION OF RIGHTS. SYSTRAN reserves all rights not expressly granted to you in this EULA. The Software is protected by copyright and other intellectual property laws and treaties. SYSTRAN or its suppliers own the title, copyright, and other intellectual property rights in the Software. The Software is licensed, not sold. This EULA does not grant you any rights to trademarks, service marks or logos of SYSTRAN.

5. LIMITATIONS ON REVERSE ENGINEERING, DECOMPILATION, AND DISASSEMBLY. You may not reverse engineer, decompile, or disassemble the Software, except and only to the extent that such activity is expressly permitted by applicable law notwithstanding this limitation.

6. NO RENTAL/COMMERCIAL HOSTING. You may not rent, lease, lend or provide commercial hosting services with the Software by uploading or distributing it, in any form or by any means, including the Internet or Minitel.

7. CONSENT TO USE OF DATA. You agree that SYSTRAN and its affiliates may collect and use technical information gathered as part of the product support services provided to you, if any, related to the Software. SYSTRAN may use this information solely to improve SYSTRAN products or to provide customized services or technologies to you and will not disclose this information in a form that personally identifies you.

8. LINKS TO THIRD-PARTY SITES. SYSTRAN is not responsible for the contents of any third-party sites or services, any links contained in third-party sites or services, or any changes or updates to third-party sites or services. SYSTRAN is providing these links and access to third-party sites and services to you only as a convenience, and the inclusion of any link or access does not imply an endorsement by SYSTRAN of the third-party site or service.

9. ADDITIONAL SOFTWARE/SERVICES. This EULA applies to updates, supplements, add-on components, or Internet-based services components, of the Software that SYSTRAN may provide to you or make available to you after the date you obtain your initial copy of the Software, unless they are accompanied by separate terms. SYSTRAN reserves the right to discontinue Internet-based services provided to you or made available to you through the use of the Software.

10. **UPGRADES.** To use Software identified as an upgrade, you must first be licensed for the software identified by SYSTRAN as eligible for the upgrade. After installing the upgrade, you may no longer use the original software that formed the basis for your upgrade eligibility, except as part of the upgraded software.

11. **NOT FOR RESALE SOFTWARE.** Software identified as "Not for Resale" or "NFR," may not be sold or otherwise transferred for value, or used for any purpose other than demonstration, test or evaluation.

12. **SEPARATION OF COMPONENTS.** The Software is licensed as a single product. Its component parts may not be separated for use on more than one Server or one Device.

13. **SOFTWARE TRANSFER.**

Internal. You may transfer your copy of the Software to a different Server or Device. After the transfer, you must completely remove the Software from the former Server or Device.

Transfer to Third Party. If you are the person who initially licensed the Software, you may make a one-time permanent transfer of this EULA, Software and Certificate of Authenticity (if applicable) to another end-user, provided that you do not retain any copies of the Software. This transfer must include all of the Software (including all component parts, the media and printed materials, any upgrades, this EULA, and, if applicable, the Certificate of Authenticity). The transfer may not be an indirect transfer, such as a consignment. Prior to the transfer, the end-user receiving the Software must agree to all the EULA terms.

14. **LIMITED WARRANTY FOR SOFTWARE.**

SYSTRAN warrants that the Software will perform substantially in accordance with the accompanying materials for a period of ninety (90) days from the date of receipt.

If an implied warranty or condition is created by your state/jurisdiction and federal or state/provincial law prohibits disclaimer of it, you also have an implied warranty or condition, BUT ONLY AS TO DEFECTS DISCOVERED DURING THE PERIOD OF THIS LIMITED WARRANTY (NINETY DAYS). AS TO ANY DEFECTS DISCOVERED AFTER THE NINETY DAY PERIOD, THERE IS NO WARRANTY OR CONDITION OF ANY KIND. Some states/jurisdictions do not allow limitations on how long an implied warranty or condition lasts, so the above limitation may not apply to you.

Any supplements or updates to the Software, including without limitation, any (if any) service packs or hotfixes provided to you after the expiration of the ninety day Limited Warranty period are not covered by any warranty or condition, express, implied or statutory.

LIMITATION ON REMEDIES; NO CONSEQUENTIAL OR OTHER DAMAGES. Your exclusive remedy for any breach of this Limited Warranty is as set forth below. Except for any refund elected by SYSTRAN, YOU ARE NOT ENTITLED TO ANY DAMAGES, INCLUDING BUT NOT LIMITED TO CONSEQUENTIAL DAMAGES, if the Software does not meet SYSTRAN's Limited Warranty, and, to the maximum extent allowed by applicable law, even if any remedy fails of its essential purpose. The terms of Section 16 ("Exclusion of Incidental, Consequential and Certain Other Damages") are also incorporated into this Limited Warranty. Some states/jurisdictions do not allow the exclusion or limitation of incidental or consequential damages, so the above limitation or exclusion may not apply to you. This Limited Warranty gives you specific legal rights. You may have other rights which vary from state/jurisdiction to state/jurisdiction. YOUR EXCLUSIVE REMEDY. SYSTRAN's and its suppliers' entire liability and your exclusive remedy for any breach of this Limited Warranty or for any other breach of this EULA or for any other liability relating to the Software shall be, at SYSTRAN's option from time to time exercised subject to applicable law, (a) return of the amount paid (if any) for the Software, or (b) repair or replacement of the Software, that does not meet this Limited Warranty and that is returned to SYSTRAN with a copy of your receipt. You will receive the remedy elected by SYSTRAN without charge, except that you are responsible for any expenses you may incur (e.g. cost of shipping the Software to SYSTRAN). This Limited Warranty is void if failure of the Software has resulted from accident, abuse, misapplication, abnormal use or a virus. Any replacement Software will be warranted for the remainder of the original warranty period or thirty (30) days, whichever is longer. To exercise your remedy, contact:

SYSTRAN SA, Attn. SYSTRAN Customer Support / La Grande Arche, 1 parvis de La Défense 92044 Paris La défense Cedex, France, or the SYSTRAN subsidiary serving your country.

15. **DISCLAIMER OF WARRANTIES.** The Limited Warranty that appears above is the only express warranty made to you and is provided in lieu of any other express warranties or similar obligations (if any) created by any advertising, documentation, packaging, or other communications. Except for the Limited Warranty and to the maximum extent permitted by applicable law, SYSTRAN and its suppliers provide the Software and support services (if any) AS IS AND WITH ALL FAULTS, and hereby disclaim all other warranties and conditions, whether express, implied or statutory, including, but not limited to, any (if any) implied warranties, duties or conditions of merchantability, of fitness for a particular purpose, of reliability or availability, of accuracy or completeness of responses, of results, of workmanlike effort, of lack of viruses, and of lack of negligence, all with regard to the Software, and the provision of or failure to provide support or other services, information, software, and related content through the Software or otherwise arising out of the use of the Software. ALSO, THERE IS NO WARRANTY OR CONDITION OF TITLE, QUIET ENJOYMENT, QUIET POSSESSION, CORRESPONDENCE TO DESCRIPTION OR NON-INFRINGEMENT WITH REGARD TO THE SOFTWARE.

16. **EXCLUSION OF INCIDENTAL, CONSEQUENTIAL AND CERTAIN OTHER DAMAGES.** TO THE MAXIMUM EXTENT PERMITTED BY APPLICABLE LAW, IN NO EVENT SHALL SYSTRAN OR ITS SUPPLIERS BE LIABLE FOR ANY SPECIAL, INCIDENTAL, PUNITIVE, INDIRECT, OR CONSEQUENTIAL DAMAGES WHATSOEVER (INCLUDING, BUT NOT LIMITED TO, DAMAGES FOR LOSS OF PROFITS OR CONFIDENTIAL OR OTHER INFORMATION, FOR BUSINESS INTERRUPTION, FOR PERSONAL INJURY, FOR LOSS OF PRIVACY, FOR FAILURE TO MEET ANY DUTY INCLUDING OF GOOD FAITH OR OF REASONABLE CARE, FOR NEGLIGENCE, AND FOR ANY OTHER PECUNIARY OR OTHER LOSS WHATSOEVER) ARISING OUT OF OR IN ANY WAY RELATED TO THE USE OF OR INABILITY TO USE THE SOFTWARE, THE PROVISION OF OR FAILURE TO PROVIDE SUPPORT OR OTHER SERVICES, INFORMATION, SOFTWARE, AND RELATED CONTENT THROUGH THE SOFTWARE OR OTHERWISE ARISING OUT OF THE USE OF THE SOFTWARE, OR OTHERWISE UNDER OR IN CONNECTION WITH ANY PROVISION OF THIS EULA, EVEN IN THE EVENT OF THE FAULT, TORT (INCLUDING NEGLIGENCE), MISREPRESENTATION, STRICT LIABILITY, BREACH OF CONTRACT OR BREACH OF WARRANTY OF SYSTRAN OR ANY SUPPLIER, AND EVEN IF SYSTRAN OR ANY SUPPLIER HAS BEEN ADVISED OF THE POSSIBILITY OF SUCH DAMAGES.

17. **LIMITATION OF LIABILITY AND REMEDIES.** Notwithstanding any damages that you might incur for any reason whatsoever (including, without limitation, all damages referenced herein and all direct or general damages in contract or anything else), the entire liability of SYSTRAN and any of its suppliers under any provision of this EULA and your exclusive remedy hereunder (except for any remedy of repair or replacement elected by SYSTRAN with respect to any breach of the Limited Warranty) shall be limited to the greater of the actual damages you incur in reasonable reliance on the Software up to the amount actually paid by you for the Software or 5.00 Euros or US \$5.00. The foregoing limitations, exclusions and disclaimers (including Sections 14, 15 and 16) shall apply to the maximum extent permitted by applicable law, even if any remedy fails its essential purpose.

18. **TERMINATION.** This EULA remains in force for the whole legal duration of the Software copyright. Without prejudice to any other rights, SYSTRAN may terminate this EULA if you fail to comply with the terms and conditions of this EULA. In such event, SYSTRAN shall keep the sums paid by you and you must (i) immediately cease using the Software (ii) effect its de-installation and return to SYSTRAN within a period of eight (8) days after notification of the termination, and (iii) destroy all copies of the Software and all of its component parts. .

19. **CONFIDENTIALITY.** You agree not to disclose any documents or information communicated by SYSTRAN in the course of the performance of this EULA and you also agree to have these measures observed by your employees.

20. APPLICABLE LAW – DISPUTES. If you acquired the Software in The United States, this EULA is governed by the laws of the State of California. If you acquired this Software in France, then French law applies. If you acquired the Software in any other country, then local laws may apply.

21. FORCE MAJEURE. SYSTRAN shall not be held liable in case of impossibility or delay in performance of the EULA due to labor disputes, force majeure or any other event beyond its control.

22. ENTIRE AGREEMENT; SEVERABILITY. This EULA (including any addendum, amendment or exhibits to this EULA which is included with the Software) is the entire agreement between you and SYSTRAN relating to the Software and the support services (if any) and they supersede all prior or contemporaneous oral or written communications, proposals and representations with respect to the Software or any other subject matter covered by this EULA. To the extent the terms of any SYSTRAN policies or programs for support services conflict with the terms of this EULA, the terms of this EULA shall control. If any provision of this EULA is held to be void, invalid, unenforceable or illegal, the other provisions shall continue in full force and effect.

Si vous avez acquis votre produit SYSTRAN au CANADA, la garantie limitée suivante vous concerne :

GARANTIE LIMITÉE

SYSTRAN garantit que le Logiciel fonctionnera conformément aux documents inclus pendant une période de 90 jours suivant la date de réception.

Si une garantie ou condition implicite est créée par votre État ou votre territoire et qu'une loi fédérale ou provinciale ou État en interdit le déni, vous jouissez également d'une garantie ou condition implicite, MAIS UNIQUEMENT POUR LES DÉFAUTS DÉCOUVERTS DURANT LA PÉRIODE DE LA PRÉSENTE GARANTIE LIMITÉE (QUATRE-VINGT-DIX JOURS). IL N'Y A AUCUNE GARANTIE OU CONDITION DE QUELQUE NATURE QUE CE SOIT QUANT AUX DÉFAUTS DÉCOUVERTS APRÈS CETTE PÉRIODE DE QUATRE-VINGT-DIX JOURS. Certains États ou territoires ne permettent pas de limiter la durée d'une garantie ou condition implicite de sorte que la limitation ci-dessus peut ne pas s'appliquer à vous.

Tous les suppléments ou toutes les mises à jour relatifs au Logiciel, notamment, les ensembles de services ou les réparations à chaud (le cas échéant) qui vous sont fournis après l'expiration de la période de quatre-vingt-dix jours de la garantie limitée ne sont pas couverts par quelque garantie ou condition que ce soit, expresse ou implicite.

LIMITATION DES RECOURS ; ABSENCE DE DOMMAGES INDIRECTS OU AUTRES. Votre recours exclusif pour toute violation de la présente garantie limitée est décrit ci-après. Sauf pour tout remboursement au choix de SYSTRAN, si le Logiciel ne respecte pas la garantie limitée de SYSTRAN et, dans la mesure maximale permise par les lois applicables, même si tout recours n'atteint pas son but essentiel, VOUS N'AVEZ DROIT À AUCUNS DOMMAGES, NOTAMMENT DES DOMMAGES INDIRECTS. Les modalités de la clause «Exclusion des dommages accessoires, indirects et de certains autres dommages » sont également intégrées à la présente garantie limitée. Certains États ou territoires ne permettent pas l'exclusion ou la limitation des dommages indirects ou accessoires de sorte que la limitation ou l'exclusion ci-dessus peut ne pas s'appliquer à vous. La présente garantie limitée vous donne des droits légaux spécifiques. Vous pouvez avoir d'autres droits qui peuvent varier d'un territoire ou d'un État à un autre. VOTRE RECOURS EXCLUSIF. L'obligation intégrale de SYSTRAN et de ses fournisseurs et votre recours exclusif seront, selon le choix de SYSTRAN de temps à autre sous réserve de toute loi applicable, a) le remboursement du prix payé, le cas échéant, pour le Logiciel ou b) la réparation ou le remplacement du Logiciel qui ne respecte pas la présente garantie limitée et qui est retourné à SYSTRAN avec une copie de votre reçu. Vous recevrez la compensation choisie par SYSTRAN, sans frais, sauf que vous êtes responsable des dépenses que vous pourriez engager (par exemple, les frais d'envoi du Logiciel à SYSTRAN). La présente garantie limitée est nulle si la défectuosité du Logiciel est causée par un accident, un usage abusif, une mauvaise application, un usage anormal ou un virus. Tout Logiciel de remplacement sera garanti pour le reste de la période de garantie initiale ou pendant trente (30)

jours, selon la plus longue entre ces deux périodes. Pour exercer votre recours, vous devez communiquer avec SYSTRAN et vous adresser à SYSTRAN SA, Attn. SYSTRAN Customer Support / La Grande Arche, 1 parvis de La Défense 92044 Paris La défense Cedex, France, ou à la filiale de SYSTRAN de votre pays.

DÉNI DE GARANTIES.

La garantie limitée mentionnée ci-dessus constitue la seule garantie expresse qui vous est donnée et remplace toutes autres garanties expresses (s'il en est) mentionnées dans un document ou sur un emballage. Sauf en ce qui a trait à la garantie limitée et dans la mesure maximale permise par les lois applicables, le Logiciel et les services de soutien technique (le cas échéant) sont fournis TELS QUELS ET AVEC TOUS LES DÉFAUTS par SYSTRAN et ses fournisseurs, lesquels par les présentes dénie toutes autres garanties et conditions expresses, implicites ou en vertu de la loi, notamment (le cas échéant) les garanties, devoirs ou conditions implicites de qualité marchande, d'adaptation à un usage particulier, d'exactitude ou d'exhaustivité des réponses, des résultats, des efforts déployés selon les règles de l'art, d'absence de virus et de négligence, le tout à l'égard du Logiciel et de la prestation des services de soutien technique ou de l'omission d'une telle prestation. PAR AILLEURS, IL N'Y A AUCUNE GARANTIE OU CONDITION QUANT AU TITRE DE PROPRIÉTÉ, À LA JOUISSANCE OU LA POSSESSION PAISIBLE, À LA CONCORDANCE À UNE DESCRIPTION NI QUANT À UNE ABSENCE DE CONTREFAÇON CONCERNANT LE LOGICIEL.

EXCLUSION DES DOMMAGES ACCESSOIRES, INDIRECTS ET DE CERTAINS AUTRES DOMMAGES. DANS LA MESURE MAXIMALE PERMISE PAR LES LOIS APPLICABLES, EN AUCUN CAS SYSTRAN OU SES FOURNISSEURS NE SERONT RESPONSABLES DES DOMMAGES SPÉCIAUX, CONSÉCUTIFS, ACCESSOIRES OU INDIRECTS DE QUELQUE NATURE QUE CE SOIT (NOTAMMENT, LES DOMMAGES À L'ÉGARD DU MANQUE À GAGNER OU DE LA DIVULGATION DE RENSEIGNEMENTS CONFIDENTIELS OU AUTRES, DE LA PERTE D'EXPLOITATION, DE BLESSURES CORPORELLES, DE LA VIOLATION DE LA VIE PRIVÉE, DE L'OMISSION DE REMPLIR TOUT DEVOIR, Y COMPRIS D'AGIR DE BONNE FOI OU D'EXERCER UN SOIN RAISONNABLE, DE LA NÉGLIGENCE ET DE TOUTE AUTRE PERTE PÉCUNIAIRE OU AUTRE PERTE DE QUELQUE NATURE QUE CE SOIT) SE RAPPORTANT DE QUELQUE MANIÈRE QUE CE SOIT À L'UTILISATION DU LOGICIEL OU À L'INCAPACITÉ DE S'EN SERVIR, À LA PRESTATION OU À L'OMISSION D'UNE TELLE PRESTATION DE SERVICES DE SOUTIEN TECHNIQUE OU AUTREMENT AUX TERMES DE TOUTE DISPOSITION DU PRÉSENT EULA OU RELATIVEMENT À UNE TELLE DISPOSITION, MÊME EN CAS DE FAUTE, DE DÉLIT CIVIL (Y COMPRIS LA NÉGLIGENCE), DE RESPONSABILITÉ STRICTE, DE VIOLATION DE CONTRAT OU DE VIOLATION DE GARANTIE DE SYSTRAN OU DE TOUT FOURNISSEUR ET MÊME SI SYSTRAN OU TOUT FOURNISSEUR A ÉTÉ AVISÉ DE LA POSSIBILITÉ DE TELS DOMMAGES.

LIMITATION DE RESPONSABILITÉ ET RECOURS. Malgré les dommages que vous pourriez subir pour quelque motif que ce soit (notamment, tous les dommages susmentionnés et tous les dommages directs ou généraux), l'obligation intégrale de SYSTRAN et de l'un ou l'autre de ses fournisseurs aux termes de toute disposition du présent EULA et votre recours exclusif à l'égard de tout ce qui précède (sauf en ce qui concerne tout recours de réparation ou de remplacement choisi par SYSTRAN à l'égard de tout manquement à la garantie limitée) se limite au plus élevé entre les montants suivants : le montant que vous avez réellement payé pour le Logiciel ou 5,00 Euros ou 5,00 Dollars US. Les limites, exclusions et dénis qui précèdent (y compris les clauses ci-dessus), s'appliquent dans la mesure maximale permise par les lois applicables, même si tout recours n'atteint pas son but essentiel.

